

UNITED STATES BANKRUPTCY COURT
Western District of Tennessee
PETITIONS FILED FOR TWELVE MONTH PERIODS
BY DIVISIONS

Jan 1, 2024 - Dec 31, 2024			
	Memphis	Jackson	Totals
Chapter 7	1,537	538	2,075
Chapter 11	21	8	29
Chapter 12	0	0	0
Chapter 13	4,821	1,175	5,996
Totals:	6,379	1,721	8,100

Jan 1, 2023 - Dec 31, 2023			
	Memphis	Jackson	Totals
Chapter 7	1,414	508	1,922
Chapter 11	22	7	29
Chapter 12	0	0	0
Chapter 13	4,851	1,186	6,037
Totals:	6,287	1,701	7,988

Jan 1, 2022 - Dec 31, 2022			
	Memphis	Jackson	Totals
Chapter 7	1,205	410	1,615
Chapter 11	10	3	13
Chapter 12	0	0	0
Chapter 13	4,513	1,109	5,622
Totals:	5,728	1,522	7,250

Jan 1, 2021 - Dec 31, 2021			
	Memphis	Jackson	Totals
Chapter 7	1,233	452	1,685
Chapter 11	12	6	18
Chapter 12	0	0	0
Chapter 13	3,024	707	3,731
Totals:	4,269	1,165	5,434

2024 Over 2023			
	Memphis	Jackson	Total %
Chapter 7	123	30	7.96%
Chapter 11	(1)	1	0.00%
Chapter 12	0	0	0.00%
Chapter 13	(30)	(11)	-0.68%
Totals:	92	20	1.40%

2024 Over 2023		
	Jackson	Total %
Chapter 7	30	5.91%
Chapter 11	1	14.29%
Chapter 12	0	0.00%
Chapter 13	(11)	-0.93%
Totals:	20	1.18%

% of Filings by Chap. By Div. Chapter % of			
	Memphis	Jackson	Total Filings
Chapter 7	74%	26%	26%
Chapter 11	72%	28%	0%
Chapter 12	0%	0%	0%
Chapter 13	80%	20%	74%
Totals:	79%	21%	100%

% of Filings by Chap. By Div. Chapter % of			
	Memphis	Jackson	Total Filings
Chapter 7	74%	26%	24%
Chapter 11	76%	24%	0%
Chapter 12	0%	0%	0%
Chapter 13	80%	20%	76%
Totals:	79%	21%	100%

% of Filings by Chap. By Div. Chapter % of			
	Memphis	Jackson	Total Filings
Chapter 7	75%	25%	22%
Chapter 11	77%	23%	0%
Chapter 12	0%	0%	0%
Chapter 13	80%	20%	78%
Totals:	79%	21%	100%

% of Filings by Chap. By Div. Chapter % of			
	Memphis	Jackson	Total Filings
Chapter 7	73%	27%	31%
Chapter 11	67%	33%	0%
Chapter 12	0%	0%	0%
Chapter 13	81%	19%	69%
Totals:	79%	21%	100%

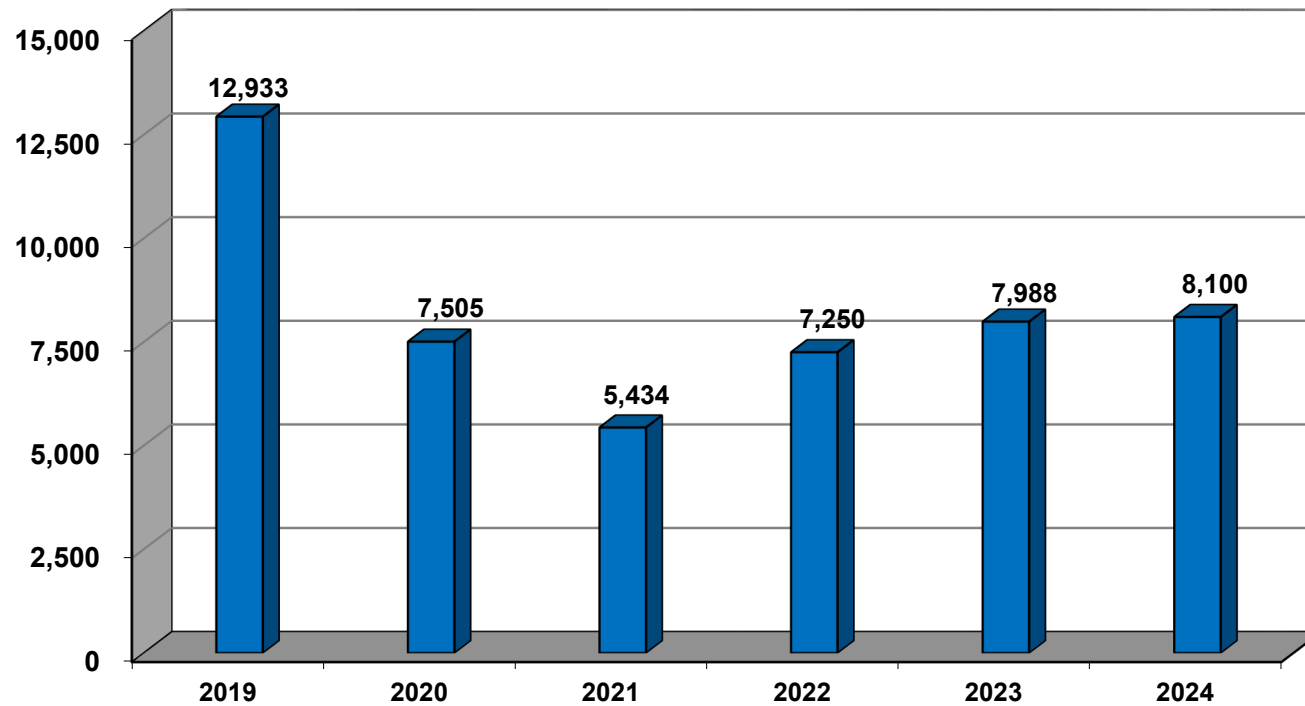
**Overall Change
2024 Over 2023
(Both Divisions)**

1.40%

2024 Over 2023		
	Memphis	Total %
Chapter 7	123	8.70%
Chapter 11	(1)	-4.55%
Chapter 12	0	0.00%
Chapter 13	(30)	-0.62%
Totals:	92	1.46%

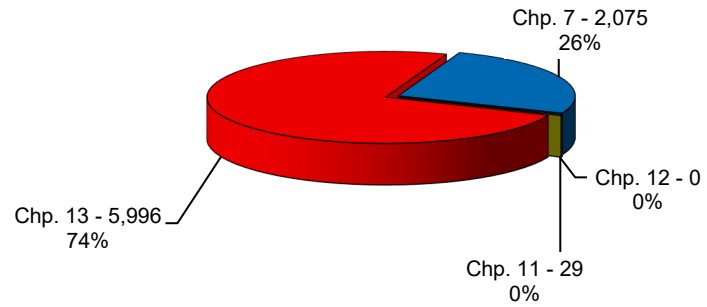
Calculation of percentages are rounded to two places. .745 would be shown as .75 or 75%, and .744 would be displayed as .74 or 74%.

**Total Filings For Western District By Year
12 Month Period Ending Dec 31, 2024
and Prior 12 Month Intervals**

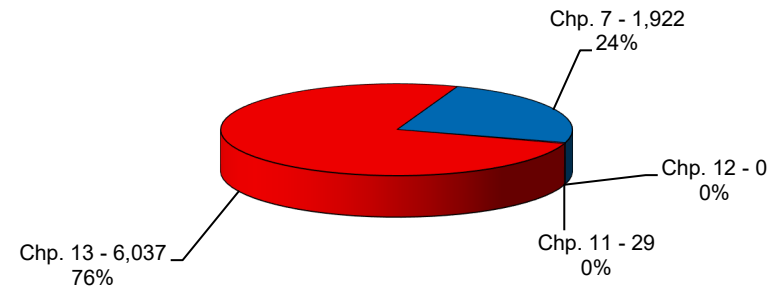


**United States Bankruptcy Court
Western District of Tennessee**

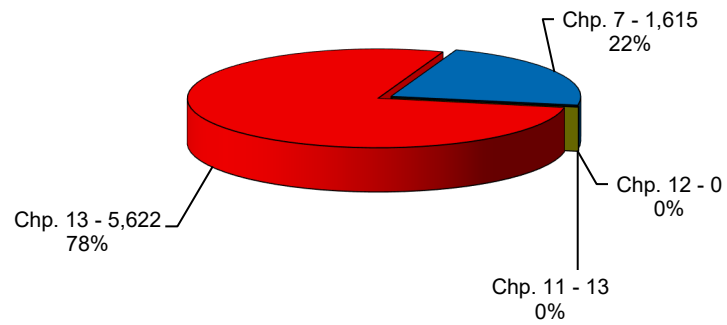
**Bankruptcy Case Filings
Jan 1, 2024 thru Dec 31, 2024**



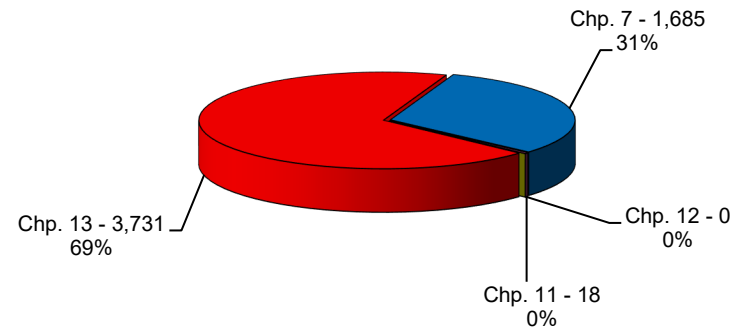
**Bankruptcy Case Filings
Jan 1, 2023 thru Dec 31, 2023**



**Bankruptcy Case Filings
Jan 1, 2022 thru Dec 31, 2022**

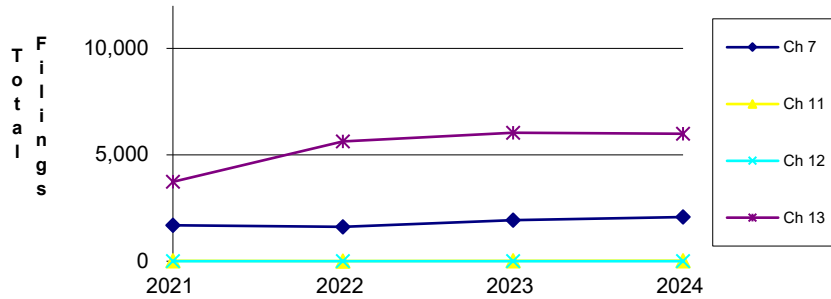


**Bankruptcy Case Filings
Jan 1, 2021 thru Dec 31, 2021**

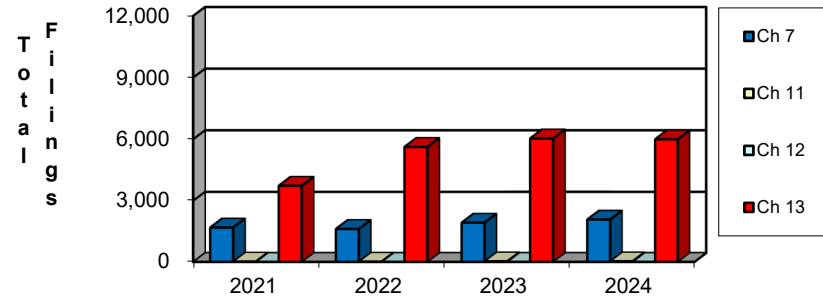


United States Bankruptcy Court Western District of Tennessee

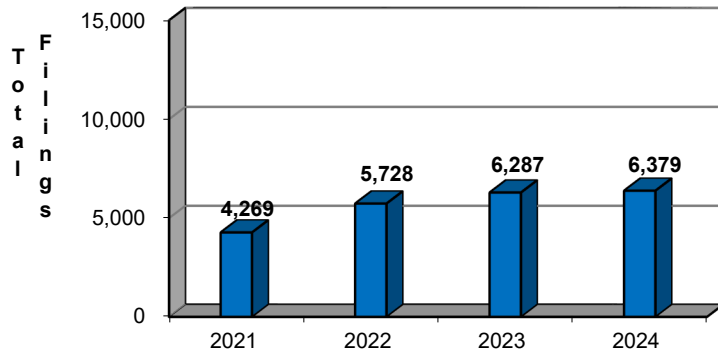
**Bankruptcy Case Filings
Three Year Comparison**



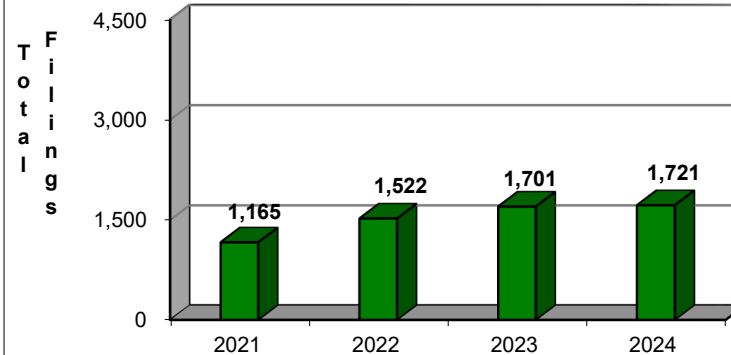
**District Wide Total
By Chapter**



**Total Filings For Western Division By Year
12 Month Period Ending Dec 31, 2024
and Prior 12 Month Intervals**

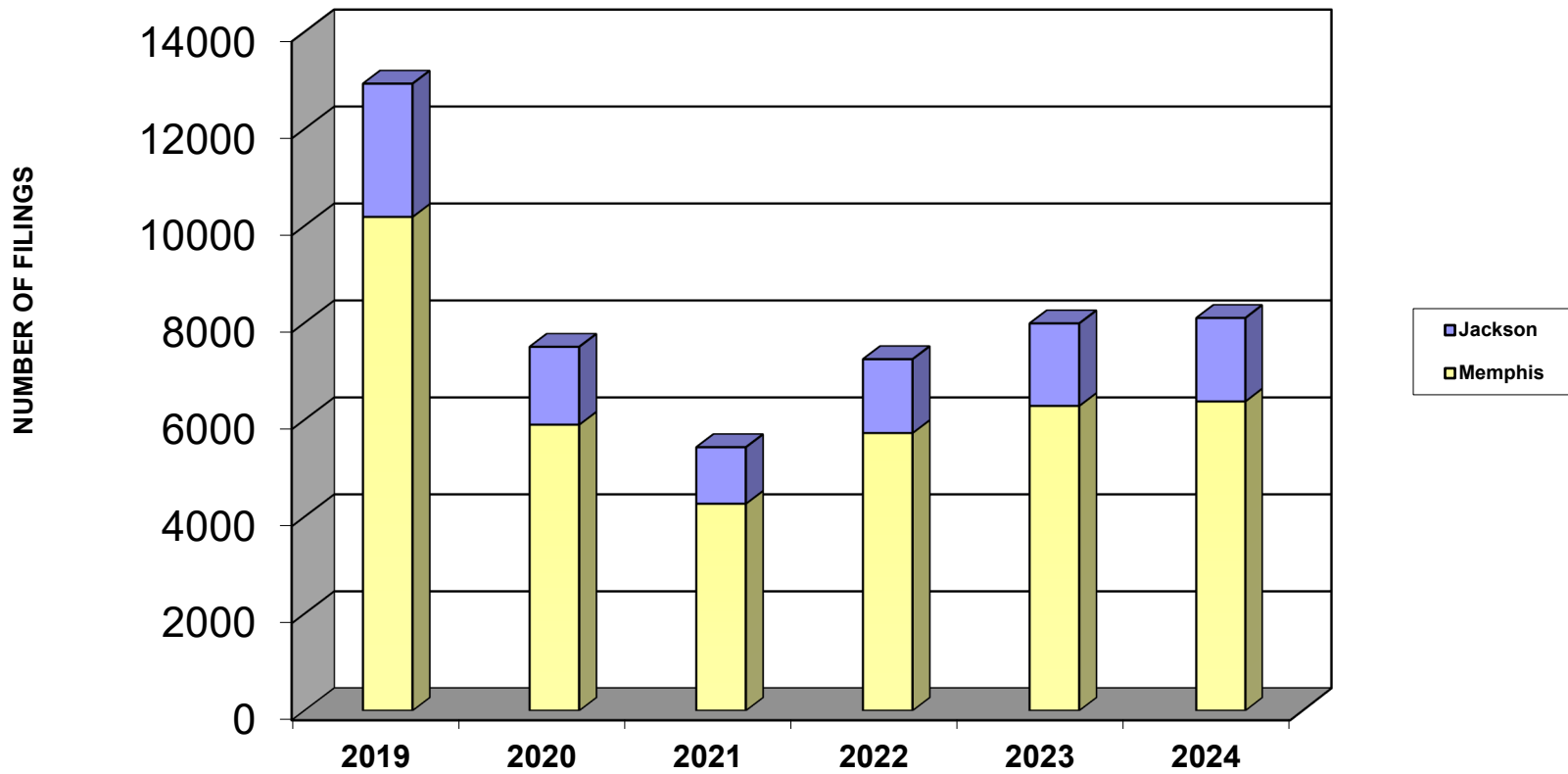


**Total Filings For Eastern Division By Year
12 Month Period Ending Dec 31, 2024
and Prior 12 Month Intervals**



NOTE: Data For Each Year was Calculated Beginning Dec 31, 2024 And Extending Backwards Twelve Months

**Bankruptcy Yearly Case Filings
Western District of Tennessee**



UNITED STATES BANKRUPTCY COURT
Western District of Tennessee
PETITIONS CLOSED FOR TWELVE MONTH PERIODS
BY DIVISIONS

Jan 1, 2024 - Dec 31, 2024			
	Memphis	Jackson	Totals
Chapter 7	1,547	565	2,112
Chapter 11	20	6	26
Chapter 12	0	0	0
Chapter 13	5,090	1,316	6,406
Totals:	6,657	1,887	8,544

Jan 1, 2023 - Dec 31, 2023			
	Memphis	Jackson	Totals
Chapter 7	1,364	488	1,852
Chapter 11	17	4	21
Chapter 12	0	0	0
Chapter 13	5,578	1,381	6,959
Totals:	6,959	1,873	8,832

Jan 1, 2022 - Dec 31, 2022			
	Memphis	Jackson	Totals
Chapter 7	1,213	426	1,639
Chapter 11	5	4	9
Chapter 12	0	0	0
Chapter 13	4,959	1,405	6,364
Totals:	6,177	1,835	8,012

Jan 1, 2021 - Dec 31, 2021			
	Memphis	Jackson	Totals
Chapter 7	1,668	564	2,232
Chapter 11	13	10	23
Chapter 12	0	1	1
Chapter 13	5,291	1,620	6,911
Totals:	6,972	2,195	9,167

2024 Over 2023			
	Memphis	Jackson	Total %
Chapter 7	183	77	14.04%
Chapter 11	3	2	23.81%
Chapter 12	0	0	0.00%
Chapter 13	(488)	(65)	-7.95%
Totals:	(302)	14	-3.26%

2024 Over 2023		
	Jackson	Total %
Chapter 7	77	15.78%
Chapter 11	2	50.00%
Chapter 12	0	0.00%
Chapter 13	(65)	-4.71%
Totals:	14	0.75%

% of Closings by Chap. By Div. Chapter % of			
	Memphis	Jackson	Total Closings
Chapter 7	73%	27%	25%
Chapter 11	77%	23%	0%
Chapter 12	0%	0%	0%
Chapter 13	79%	21%	75%
Totals:	78%	22%	100%

% of Closings by Chap. By Div. Chapter % of			
	Memphis	Jackson	Total Closings
Chapter 7	74%	26%	21%
Chapter 11	81%	19%	0%
Chapter 12	0%	0%	0%
Chapter 13	80%	20%	79%
Totals:	79%	21%	100%

% of Closings by Chap. By Div. Chapter % of			
	Memphis	Jackson	Total Closings
Chapter 7	74%	26%	20%
Chapter 11	56%	44%	0%
Chapter 12	0%	0%	0%
Chapter 13	78%	22%	79%
Totals:	77%	23%	100%

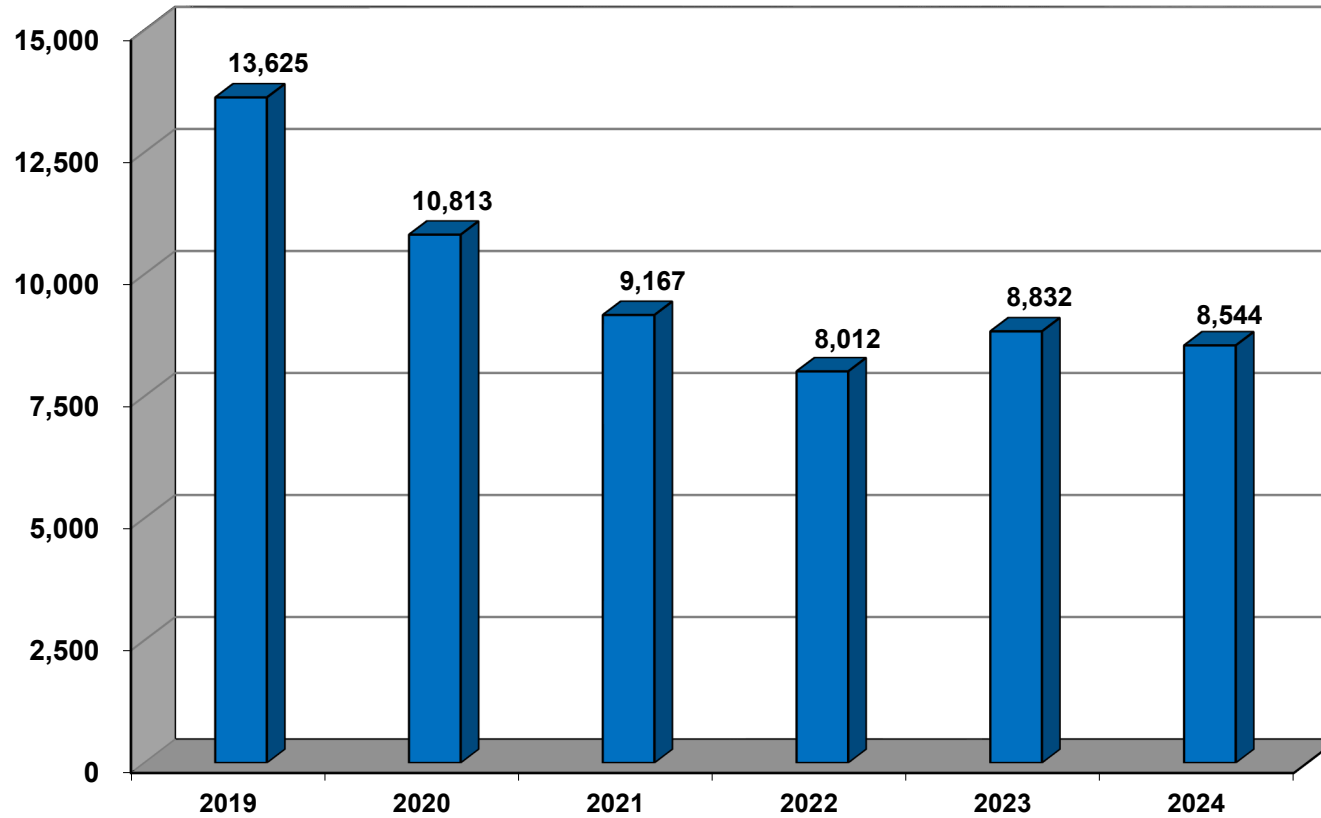
% of Closings by Chap. By Div. Chapter % of			
	Memphis	Jackson	Total Closings
Chapter 7	75%	25%	24%
Chapter 11	57%	43%	0%
Chapter 12	0%	100%	0%
Chapter 13	77%	23%	75%
Totals:	76%	24%	100%

Overall Change 2024 Over 2023 (Both Divisions)		
		-3.26%

2024 Over 2023		
	Memphis	Total %
Chapter 7	183	13.42%
Chapter 11	3	17.65%
Chapter 12	0	0.00%
Chapter 13	(488)	-8.75%
Totals:	(302)	-4.34%

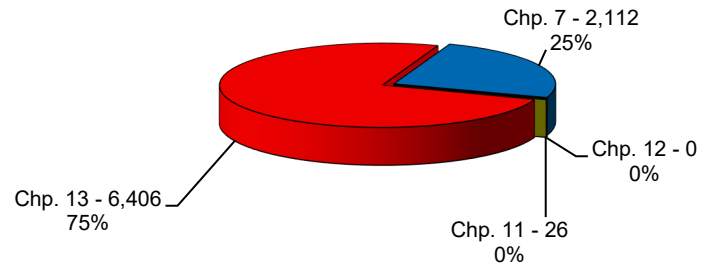
Calculation of percentages are rounded to two places. .745 would be shown as .75 or 75%, and .744 would be displayed as .74 or 74%.

**Total Closings For Western District By Year
12 Month Period Ending Dec 31, 2024
and Prior 12 Month Intervals**

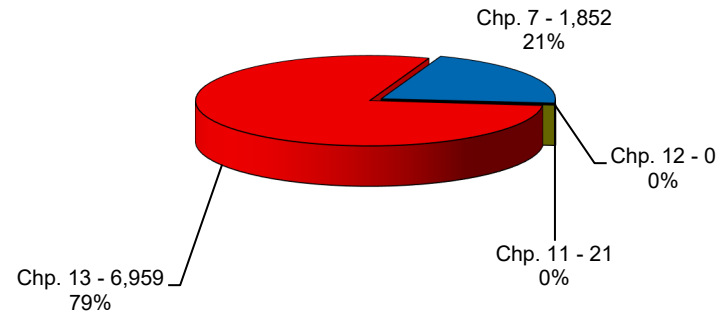


**United States Bankruptcy Court
Western District of Tennessee**

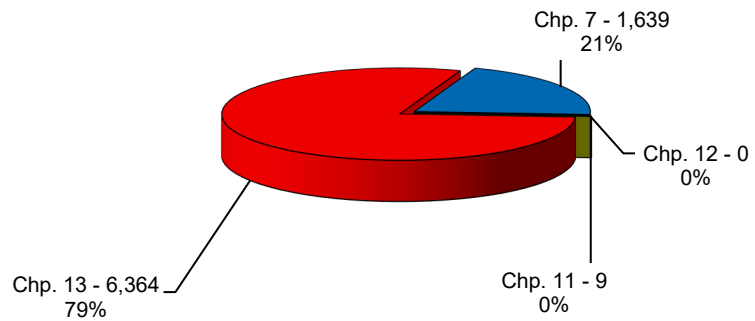
**Bankruptcy Case Closings
Jan 1, 2024 thru Dec 31, 2024**



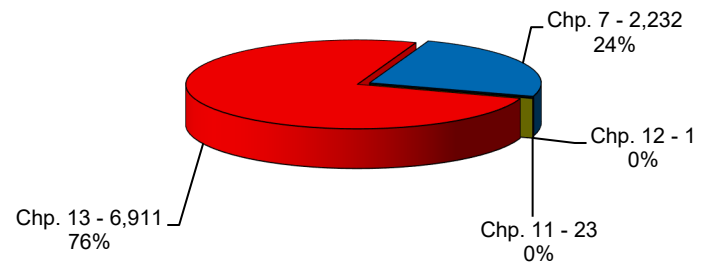
**Bankruptcy Case Closings
Jan 1, 2023 thru Dec 31, 2023**



**Bankruptcy Case Closings
Jan 1, 2022 thru Dec 31, 2022**

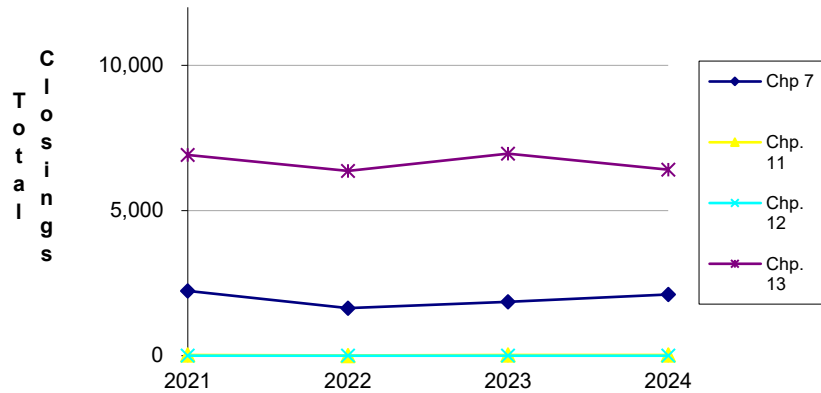


**Bankruptcy Case Closings
Jan 1, 2021 thru Dec 31, 2021**

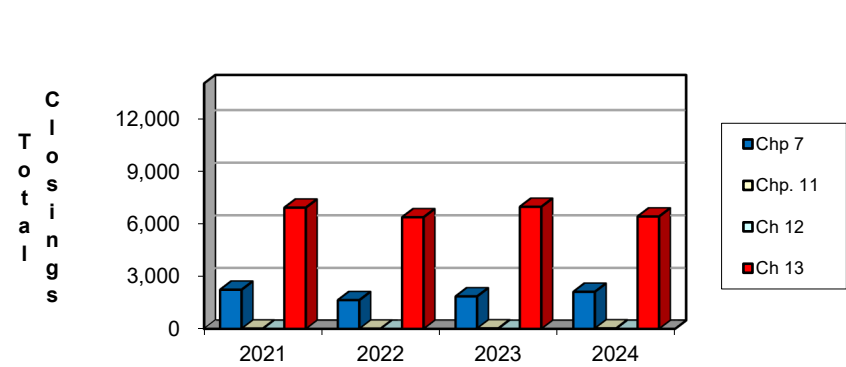


United States Bankruptcy Court Western District of Tennessee

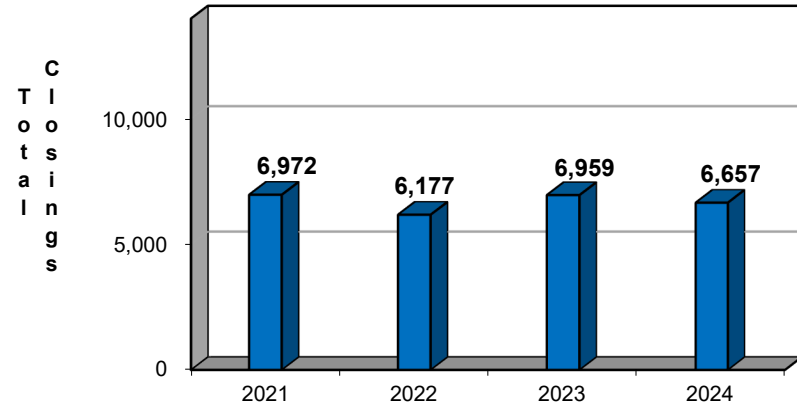
**Bankruptcy Case Closings
Three Year Comparison**



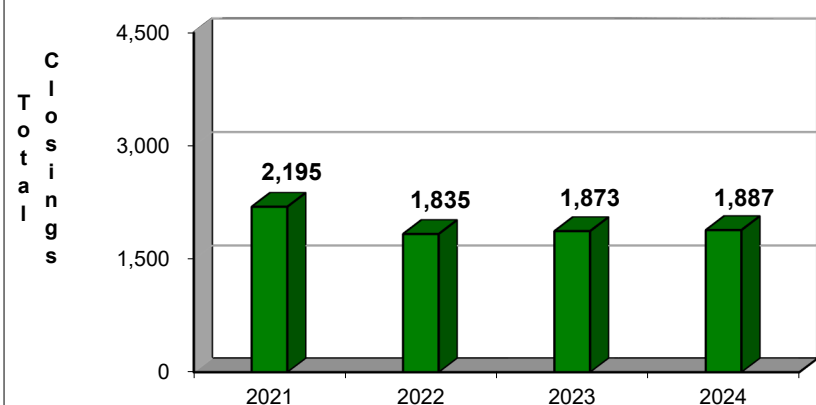
**District Wide Total
By Chapter**



**Total Closings For Western Division By Year
12 Month Period Ending Dec 31, 2024
and Prior 12 Month Intervals**

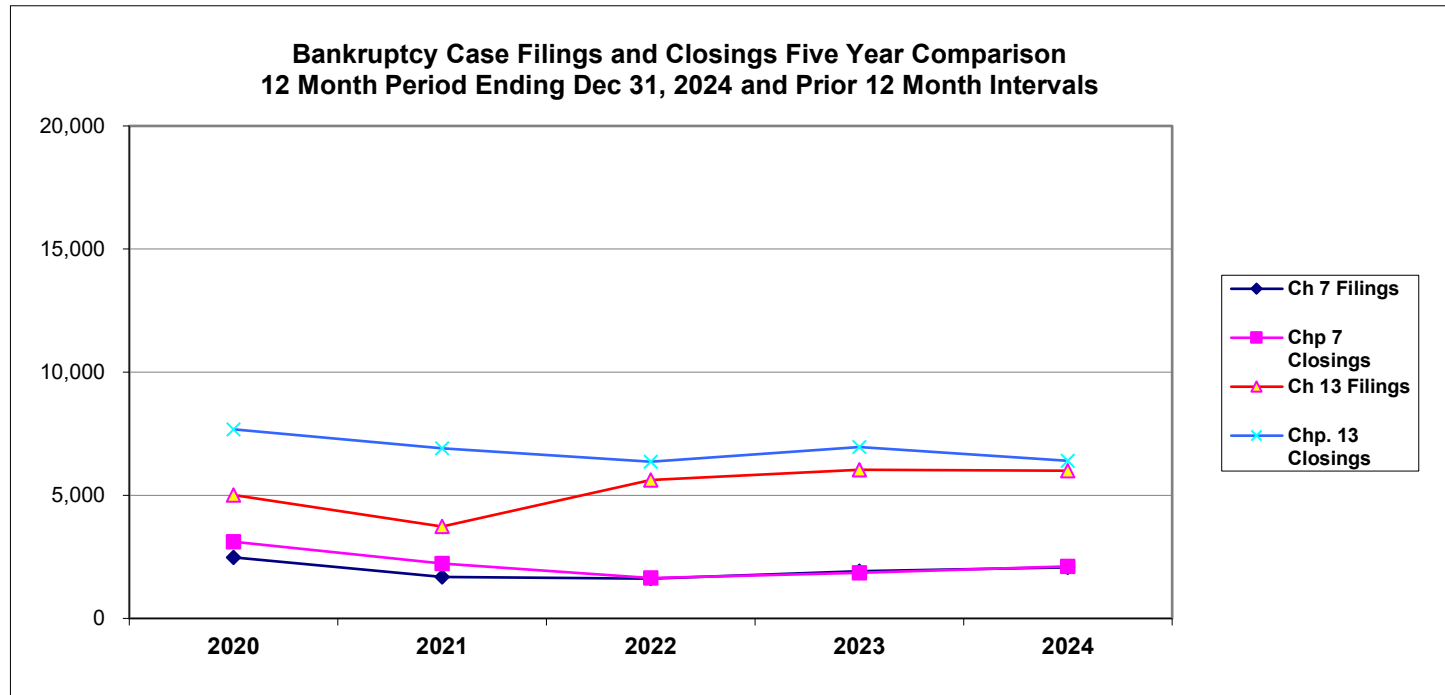


**Total Closings For Eastern Division By Year
12 Month Period Ending Dec 31, 2024
and Prior 12 Month Intervals**



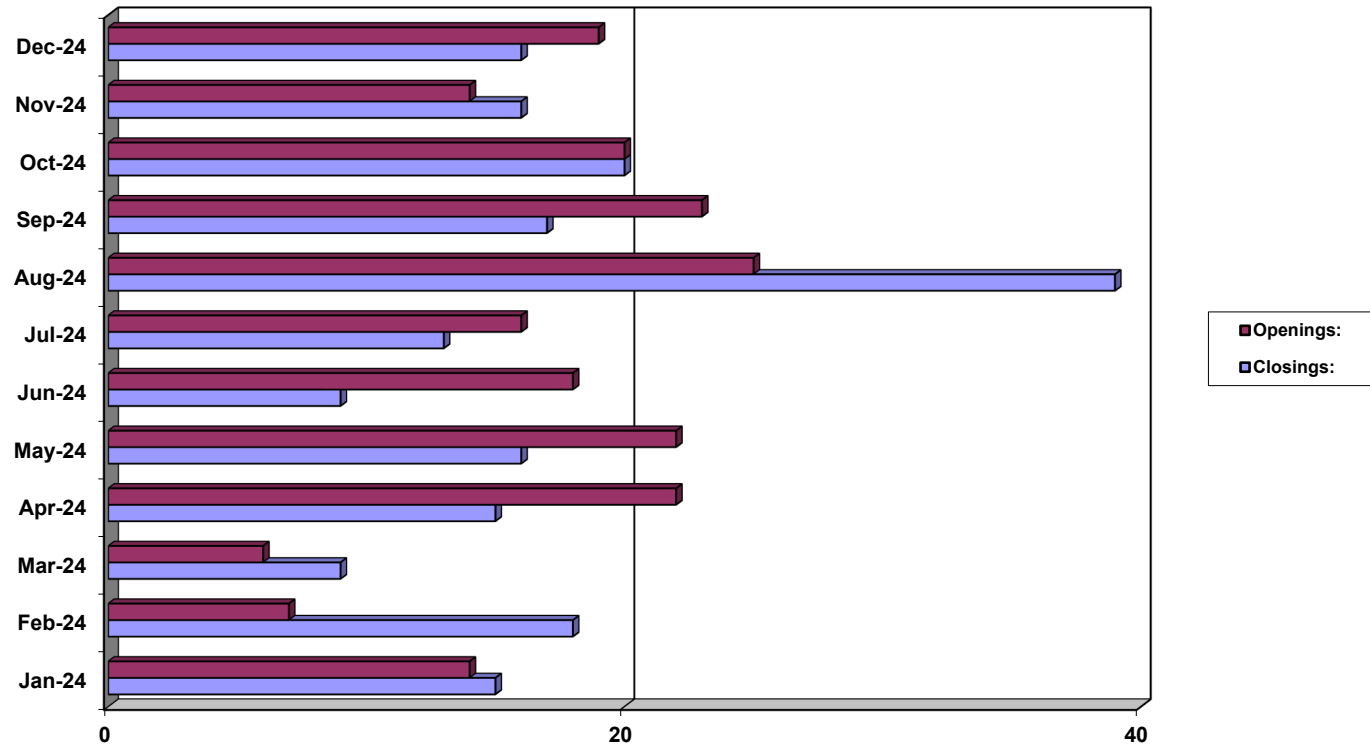
NOTE: Data For Each Year was Calculated Beginning Dec 31, 2024 And Extending Backwards Twelve Months

**United States Bankruptcy Court
Western District of Tennessee**



**United States Bankruptcy Court
Western District of Tennessee**

**Adversary Openings and Closings
Jan 1, 2024 - Dec 31, 2024**



	Jan-24	Feb-24	Mar-24	Apr-24	May-24	Jun-24	Jul-24	Aug-24	Sep-24	Oct-24	Nov-24	Dec-24
■ Openings:	14	7	6	22	22	18	16	25	23	20	14	19
■ Closings:	15	18	9	15	16	9	13	39	17	20	16	16